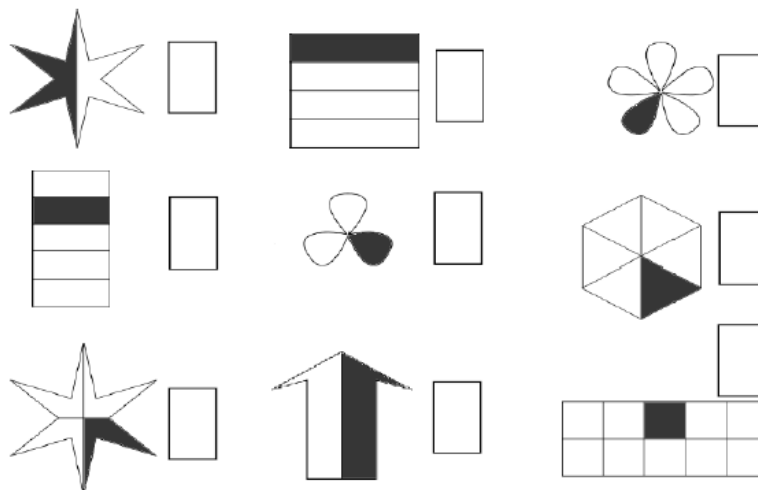


Znázornenie zlomkovej časti

Pracovný list


1. Vyjadrí časť celku na obrázku pomocou zlomku:



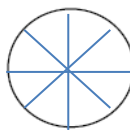
2. Zakresli zlomok ako časť celku:



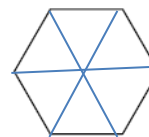
$$\frac{1}{2}$$



$$\frac{3}{4}$$



$$\frac{2}{8}$$



$$\frac{4}{6}$$

3. Rozdeľ na:

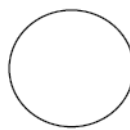
a) štvrtiny



b) polovice




c) šestiny



d) osminy



e) tretiny



f) päťtiny



g) sedminy



h) deväťtiny

